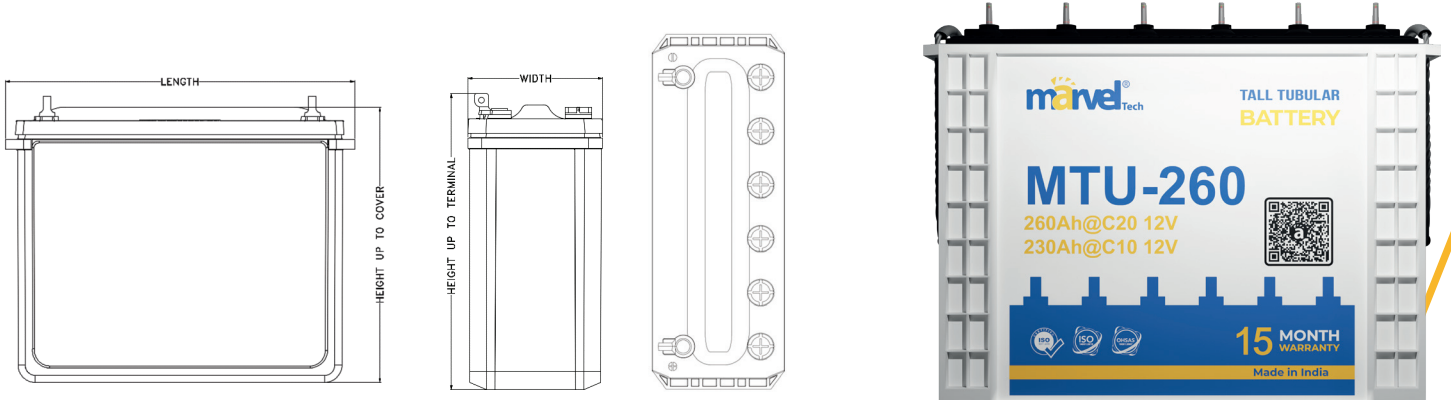


MTU-260

260Ah@C20 12V
230Ah@C10 12V



Product Features:

1. Robust Tubular with High Pressure die-casted spine- resulting low rate of spine corrosion.
2. Spill Proof Vent plug – resulting in no spillage on top and low controlled acid fumes.
3. Optimized Negative paste receipt for fast charge acceptance
4. Consistent backup throughout life
5. Low Self Discharge
6. Excellent performance on deep cyclic application as compare to AGM VRLA
7. Very High Design & Service Life
8. Low water loss

Technical Specifications

MODEL	VOLTAGE	CAPACITY @C ₂₀	DIMENSIONS (mm) Tolerance: ± 3 mm			GROSS WEIGHT (±3%)
			Length	Width	Overall Height (up to terminal)	
MTU-260	12	260	505	188	410	72

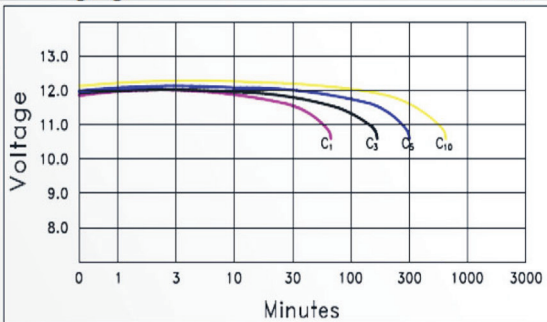
Electrical Parameters & Charging Profile

CAPACITY AMP-HOUR (Ah)						
MODEL	C ₂₀ @10.5V	C ₁₀ @10.8V	C ₅ @10.8V	C ₃ @10.8V	C ₂ @10.8V	C ₁ @10.5V
MTU-260	260	230	194	164	145	114

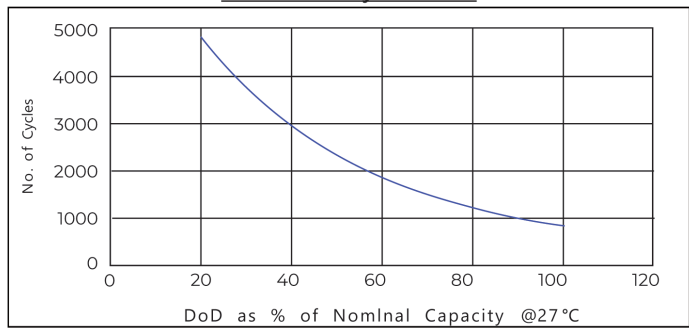
CHARGE CHARACTERISTICS (27°C)

Cycle Use	Standby Use
14.40-15.0V (-40mV/°C), Maximum Current 30A	13.60-13.80V (-20mV/°C)

Discharging Characteristics at various rates @27°C



DoD Vs Cycle Life



Charging Characteristics

